

Figure A6.1 The median energy intake of children aged 1 - 3 years by province and area of residence as determined by the QFFQ: South Africa 1999*

*This figure must be interpreted in conjunction with Figure 6.1 in Chapter 6 and Figure A5.1 in the Appendix

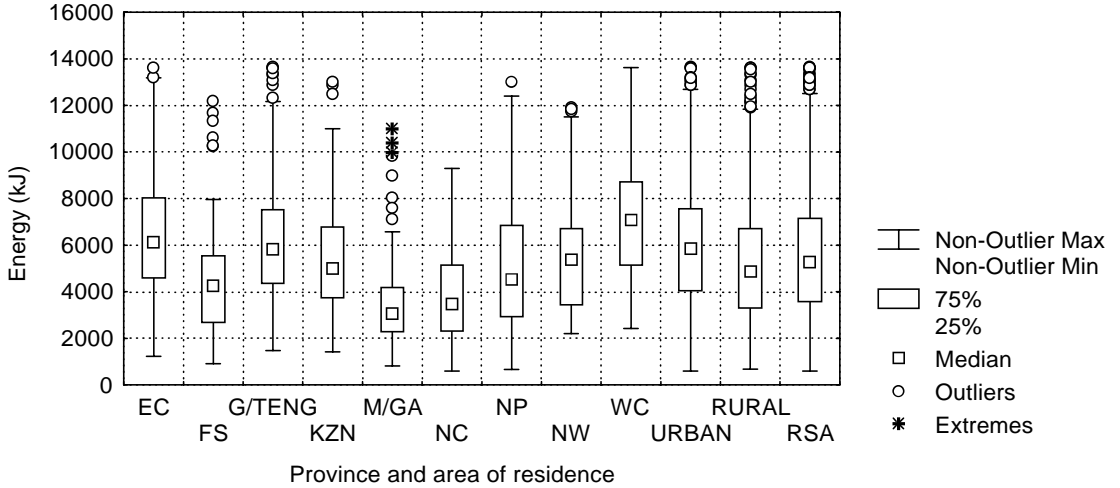


Figure A6.2 The median energy intake of children aged 4 - 6 years by province and area of residence as determined by the QFFQ: South Africa 1999*

*This figure must be interpreted in conjunction with Figure 6.2 in Chapter 6 and Figure A5.2 in the Appendix

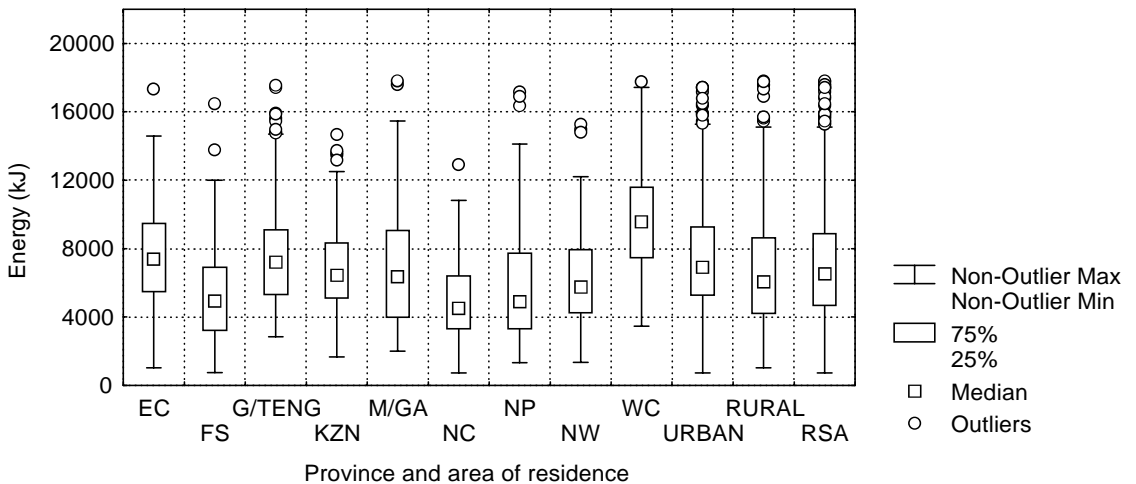


Figure A6.3 The median energy intake of children aged 7 - 9 years by province and area of residence as determined by the QFFQ: South Africa 1999*

*This figure must be interpreted in conjunction with Figure 6.3 in Chapter 6 and Figure A5.3 in the Appendix

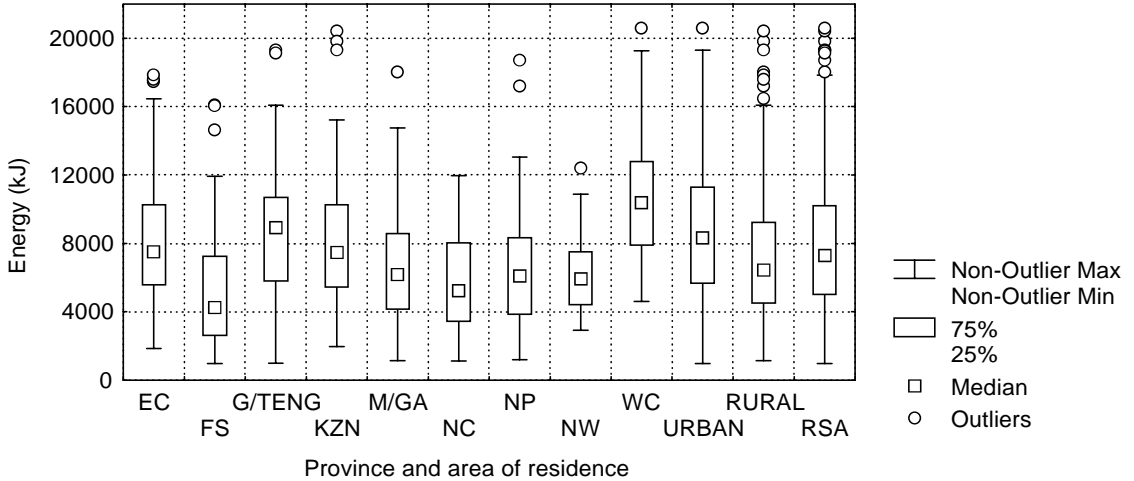


Figure A6.4 The median protein intake of children aged 1 - 3 years by province and area of residence as determined by the QFFQ: South Africa 1999*

*This figure must be interpreted in conjunction with Figure 6.4 in Chapter 6 and Figure A5.4 in the Appendix

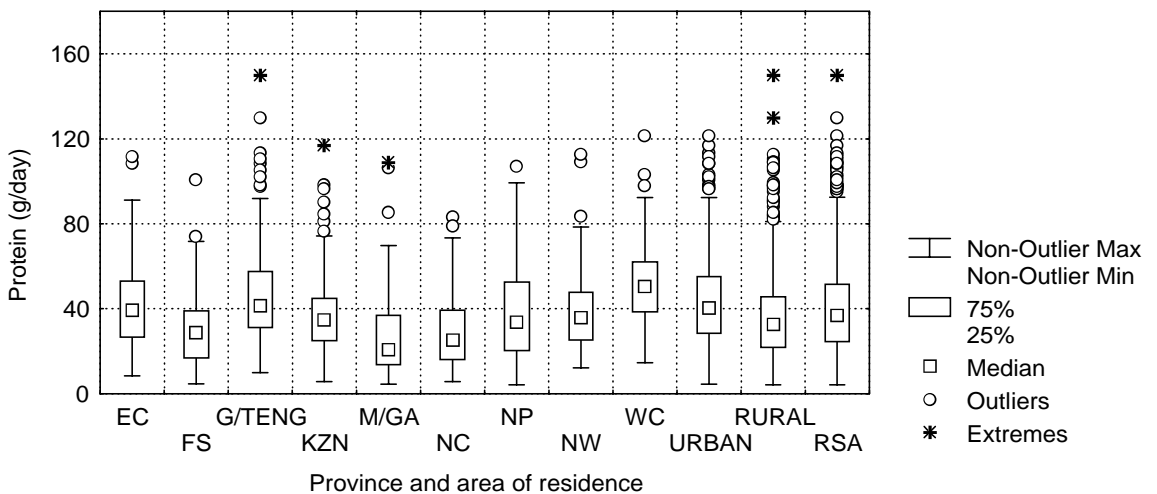


Figure A6.5 The median protein intake of children aged 4 - 6 years by province and area of residence as determined by the QFFQ: South Africa 1999*

*This figure must be interpreted in conjunction with Figure 6.5 in Chapter 6 and Figure A5.5 in the Appendix

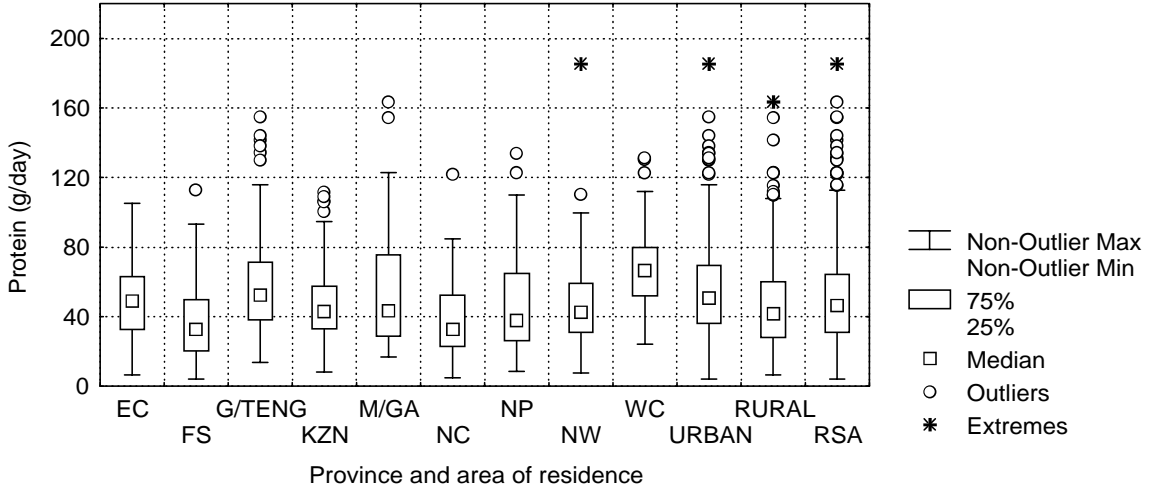


Figure A6.6 The median protein intake of children aged 7 - 9 years by province and area of residence as determined by the QFFQ: South Africa 1999*

*This figure must be interpreted in conjunction with Figure 6.6 in Chapter 6 and Figure A5.6 in the Appendix

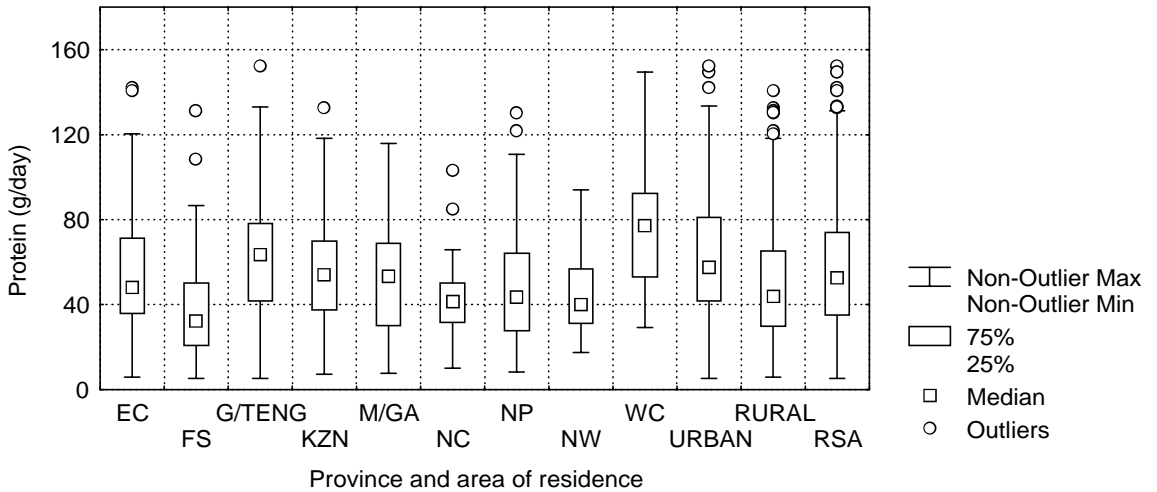


Figure A6.7 The median fat intake of children aged 1 - 3 years by province and area of residence as determined by the QFFQ: South Africa 1999*

*This figure must be interpreted in conjunction with Figure 6.7 in Chapter 6 and Figure A5.7 in the Appendix

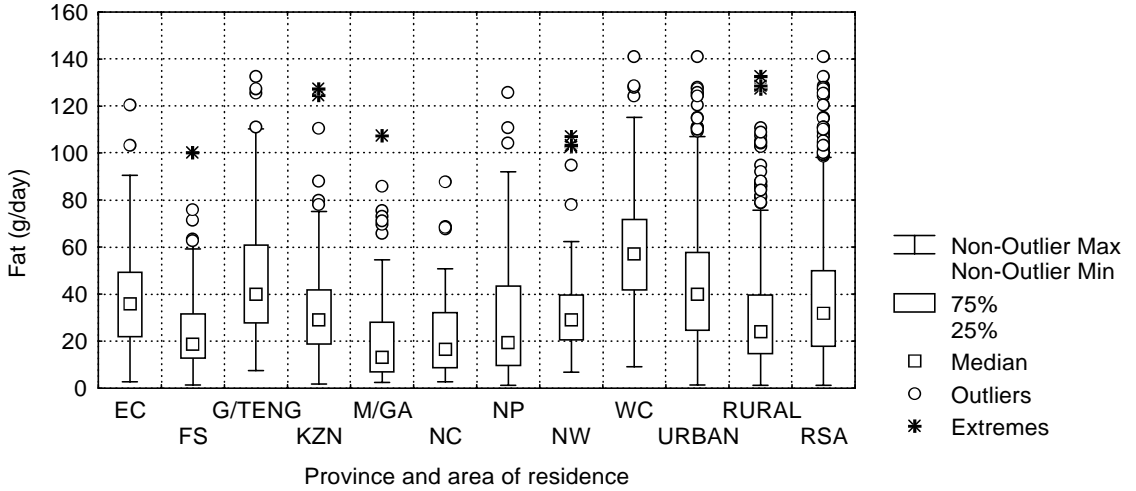


Figure A6.8 The median fat intake of children aged 4 - 6 years by province and area of residence as determined by the QFFQ: South Africa 1999*

*This figure must be interpreted in conjunction with Figure 6.8 in Chapter 6 and Figure A5.8 in the Appendix

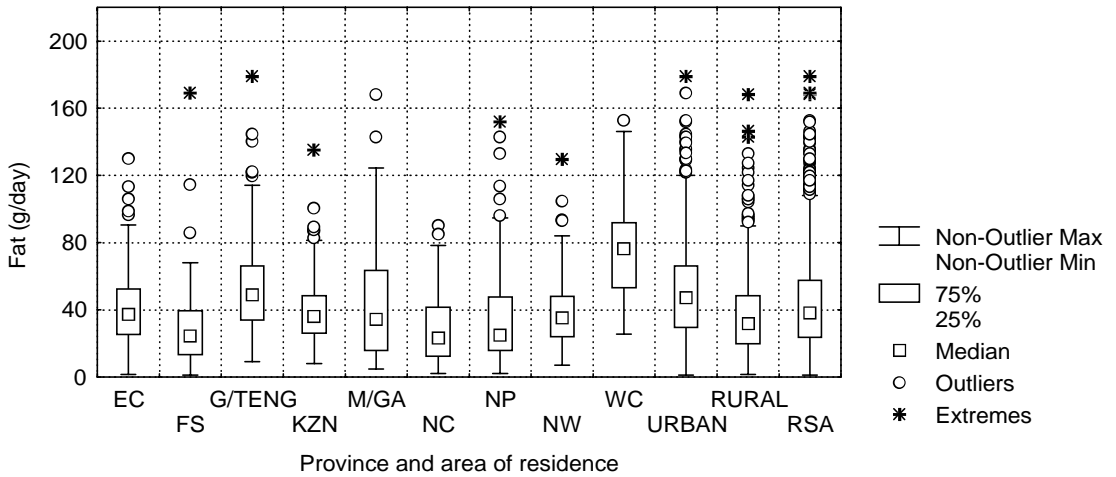


Figure A6.9 The median fat intake of children aged 7 - 9 years by province and area of residence as determined by the QFFQ: South Africa 1999*

*This figure must be interpreted in conjunction with Figure 6.9 in Chapter 6 and Figure A5.9 in the Appendix

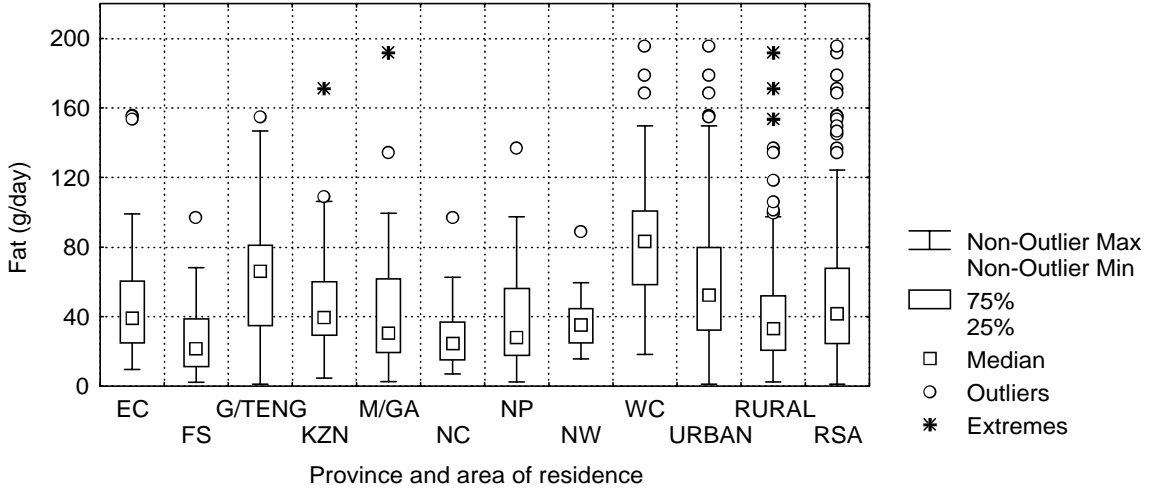


Figure A6.10 The median vitamin A intake of children aged 1 - 3 years by province and area of residence as determined by the QFFQ: South Africa 1999*

*This figure must be interpreted in conjunction with Figure 6.10 in Chapter 6 and Figure A5.10 in the Appendix

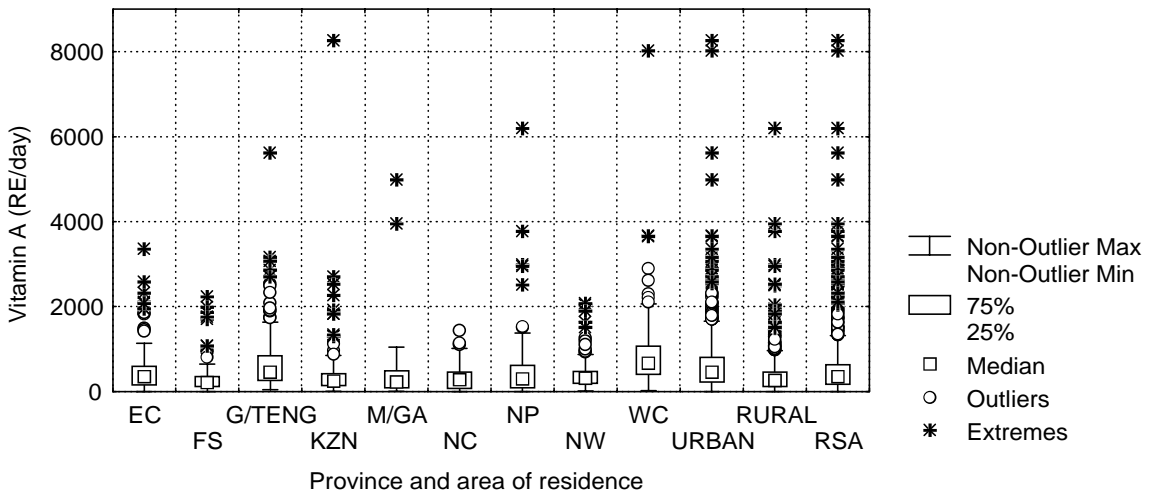


Figure A6.11 The median vitamin A intake of children aged 4 - 6 years by province and area of residence as determined by the QFFQ: South Africa 1999*

*This figure must be interpreted in conjunction with Figure 6.11 in Chapter 6 and Figure A5.11 in the Appendix

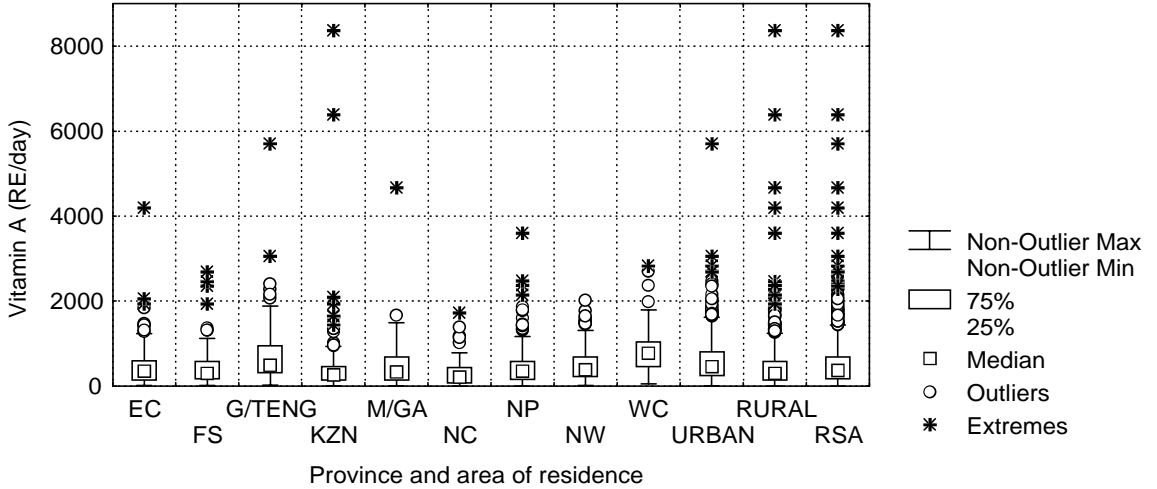


Figure A6.12 The median vitamin A intake of children aged 7 - 9 years by province and area of residence as determined by the QFFQ: South Africa 1999*

*This figure must be interpreted in conjunction with Figure 6.12 in Chapter 6 and Figure A5.12 in the Appendix

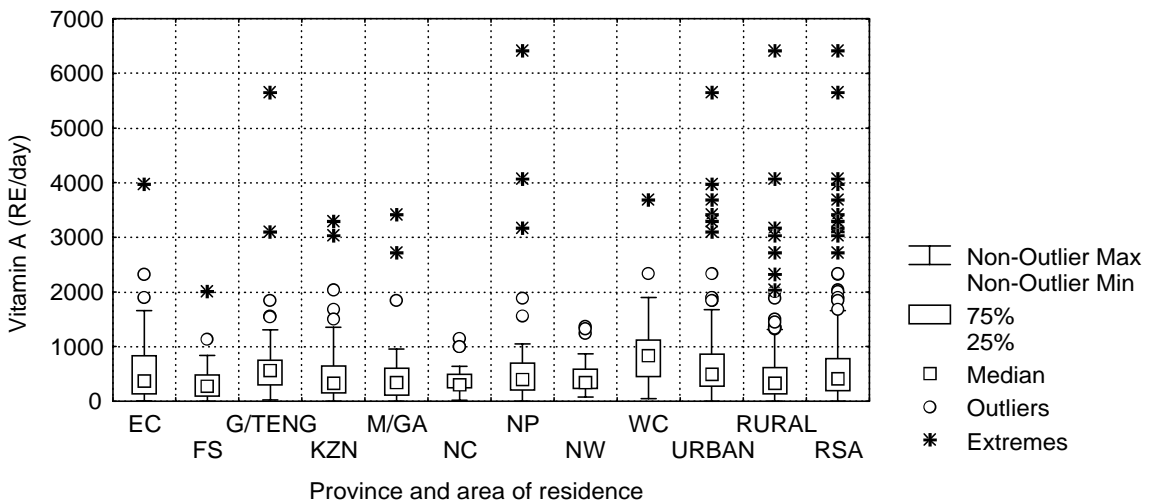


Figure A6.13 The median vitamin C intake of children aged 1 - 3 years by province and area of residence as determined by the QFFQ: South Africa 1999*

*This figure must be interpreted in conjunction with Figure 6.13 in Chapter 6 and Figure A5.13 in the Appendix

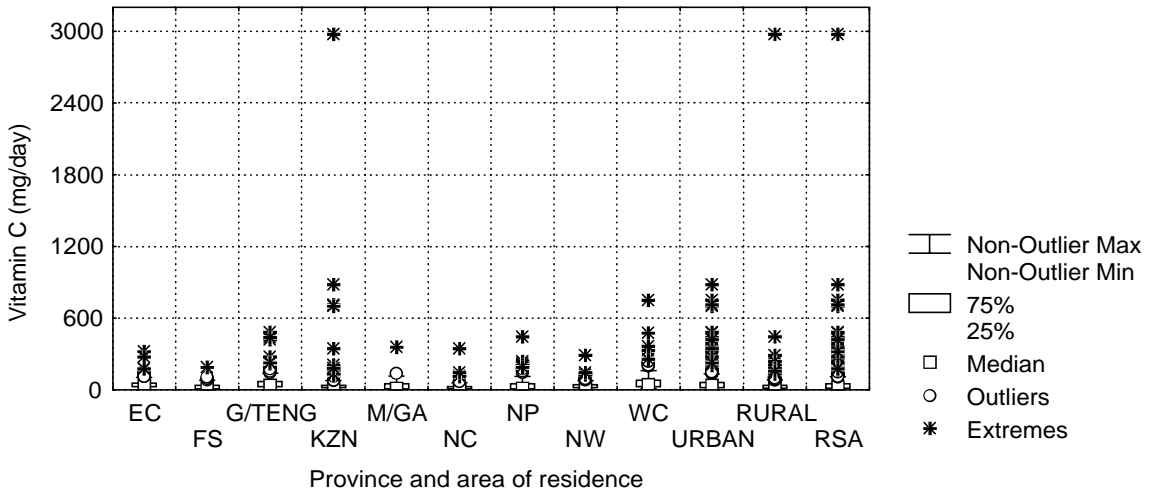


Figure A6.14 The median vitamin C intake of children aged 4 - 6 years by province and area of residence as determined by the QFFQ: South Africa 1999*

*This figure must be interpreted in conjunction with Figure 6.14 in Chapter 6 and Figure A5.14 in the Appendix

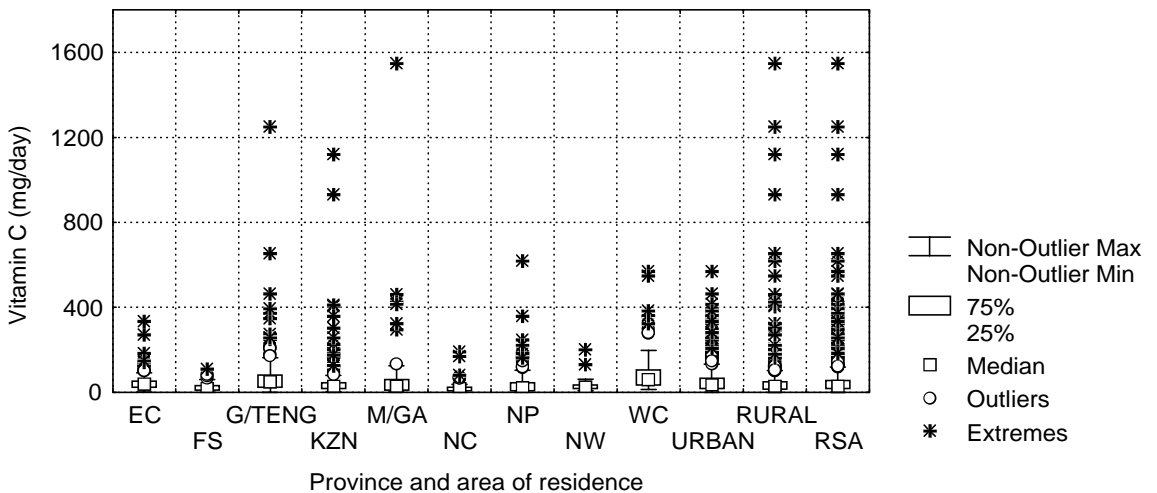


Figure A6.15 The median vitamin C intake of children aged 7 - 9 years by province and area of residence as determined by the QFFQ: South Africa 1999*

*This figure must be interpreted in conjunction with Figure 6.15 in Chapter 6 and Figure A5.15 in the Appendix

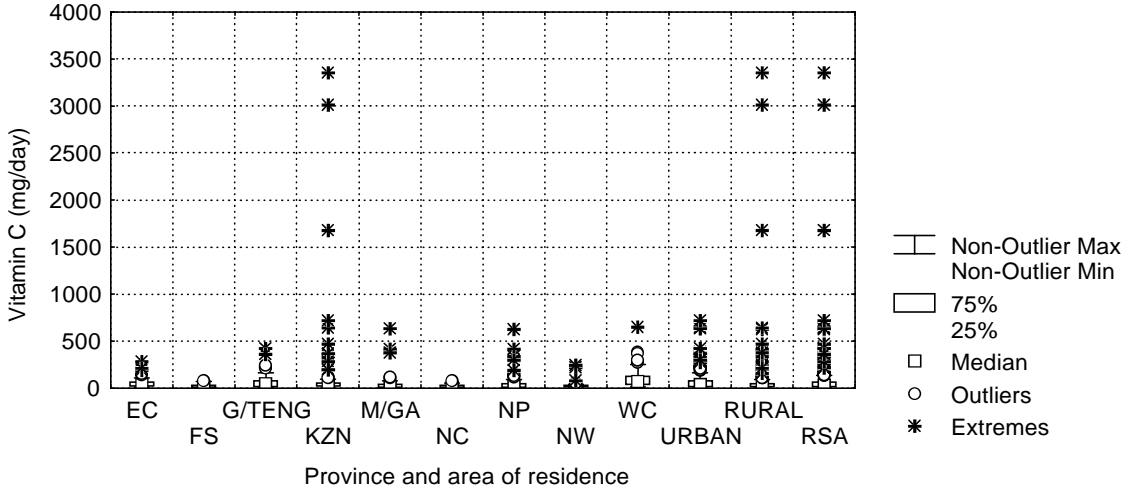


Figure A6.16 The median calcium intake of children aged 1 - 3 years by province and area of residence as determined by the QFFQ: South Africa 1999*

*This figure must be interpreted in conjunction with Figure 6.16 in Chapter 6 and Figure A5.16 in the Appendix

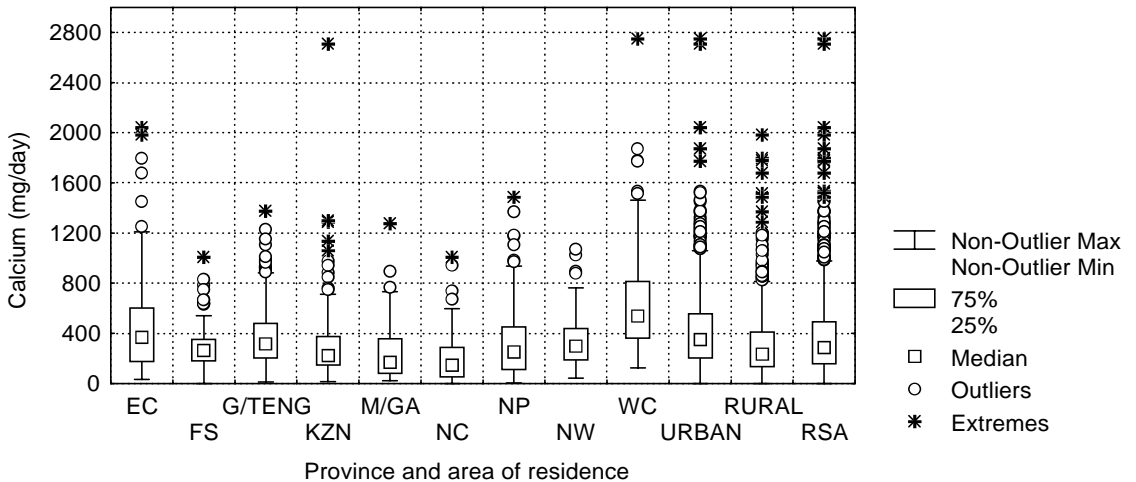


Figure A6.17 The median calcium intake of children aged 4 - 6 years by province and area of residence as determined by the QFFQ: South Africa 1999*

*This figure must be interpreted in conjunction with Figure 6.17 in Chapter 6 and Figure A5.17 in the Appendix

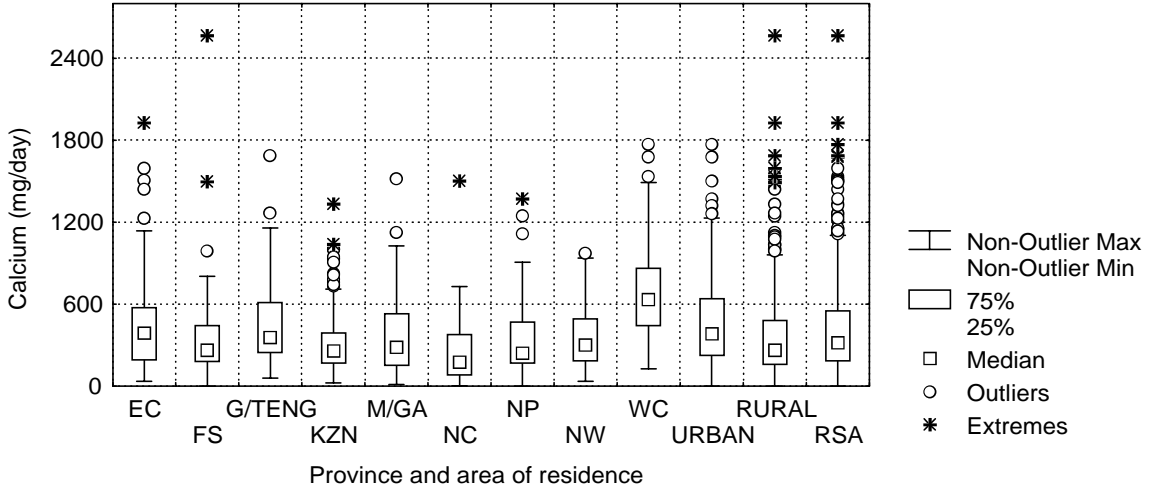


Figure A6.18 The median calcium intake of children aged 7 - 9 years by province and area of residence as determined by the QFFQ: South Africa 1999*

*This figure must be interpreted in conjunction with Figure 6.18 in Chapter 6 and Figure A5.18 in the Appendix

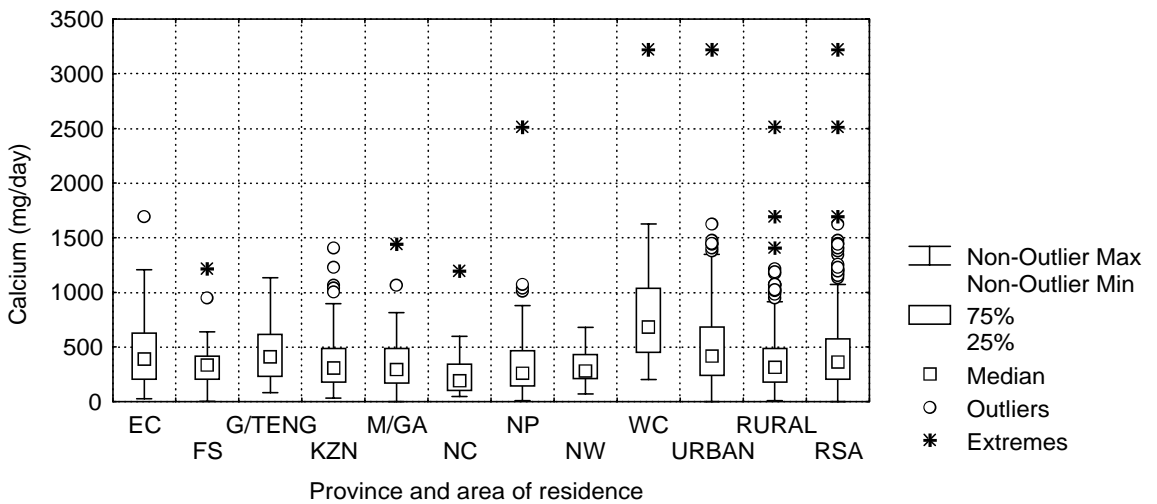


Figure A6.19 The median iron intake of children aged 1 - 3 years by province and area of residence as determined by the QFFQ: South Africa 1999*

*This figure must be interpreted in conjunction with Figure 6.19 in Chapter 6 and Figure A5.19 in the Appendix

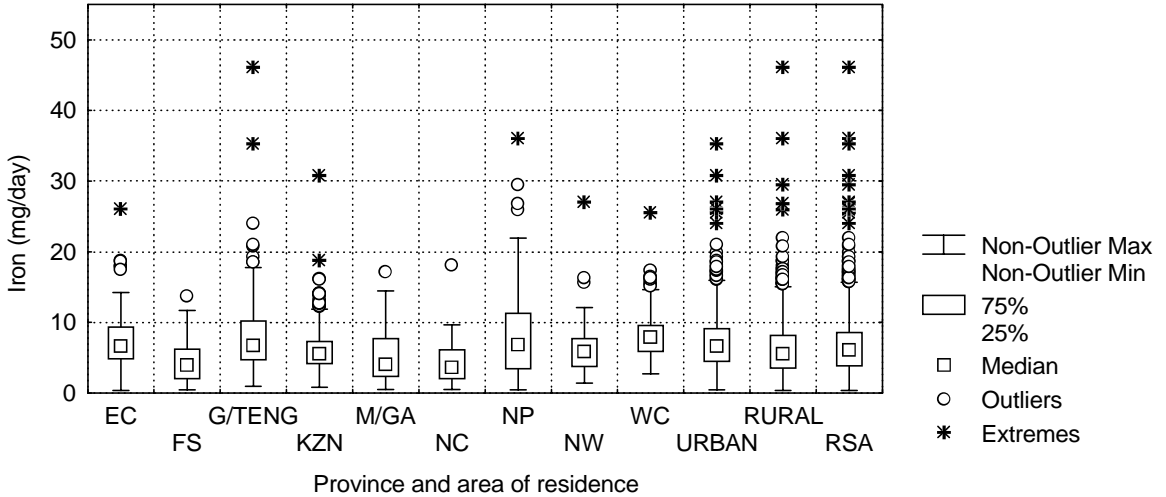


Figure A6.20 The median iron intake of children aged 4 - 6 years by province and area of residence as determined by the QFFQ: South Africa 1999*

*This figure must be interpreted in conjunction with Figure 6.20 in Chapter 6 and Figure A5.20 in the Appendix

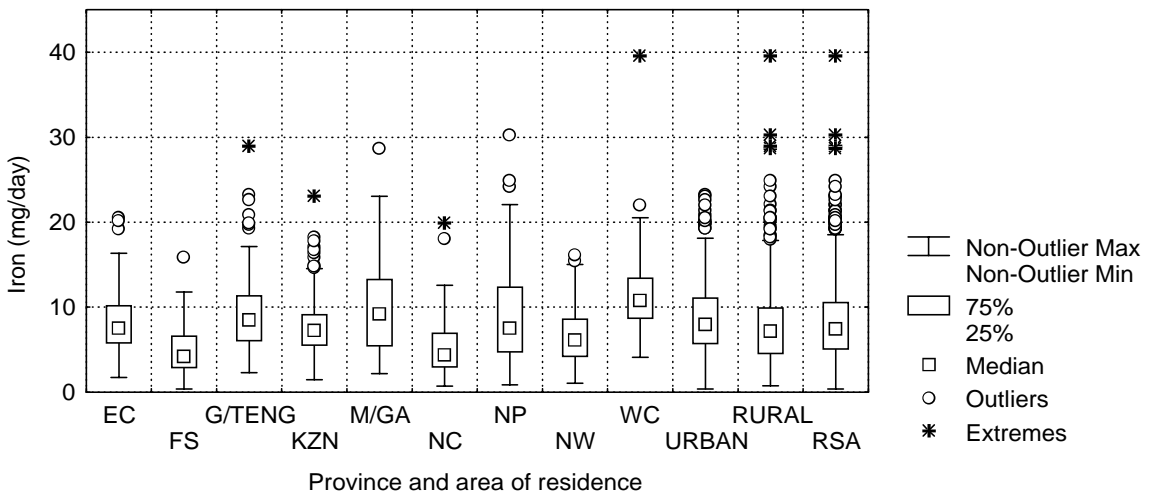


Figure A6.21 The median iron intake of children aged 7 - 9 years by province and area of residence as determined by the QFFQ: South Africa 1999*

*This figure must be interpreted in conjunction with Figure 6.21 in Chapter 6 and Figure A5.21 in the Appendix

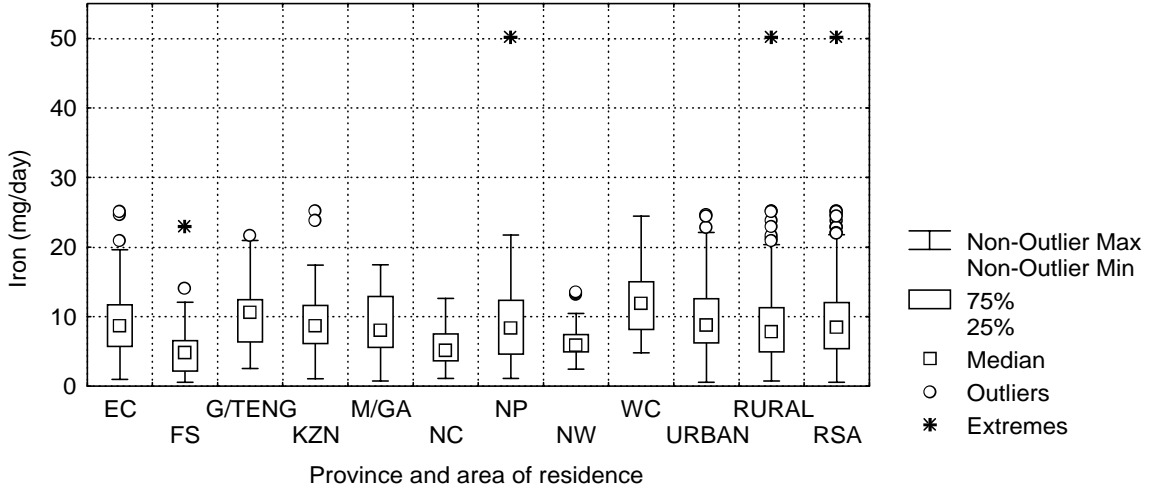


Figure A6.22 The median zinc intake of children aged 1 - 3 years by province and area of residence as determined by the QFFQ: South Africa 1999*

*This figure must be interpreted in conjunction with Figure 6.22 in Chapter 6 and Figure A5.22 in the Appendix

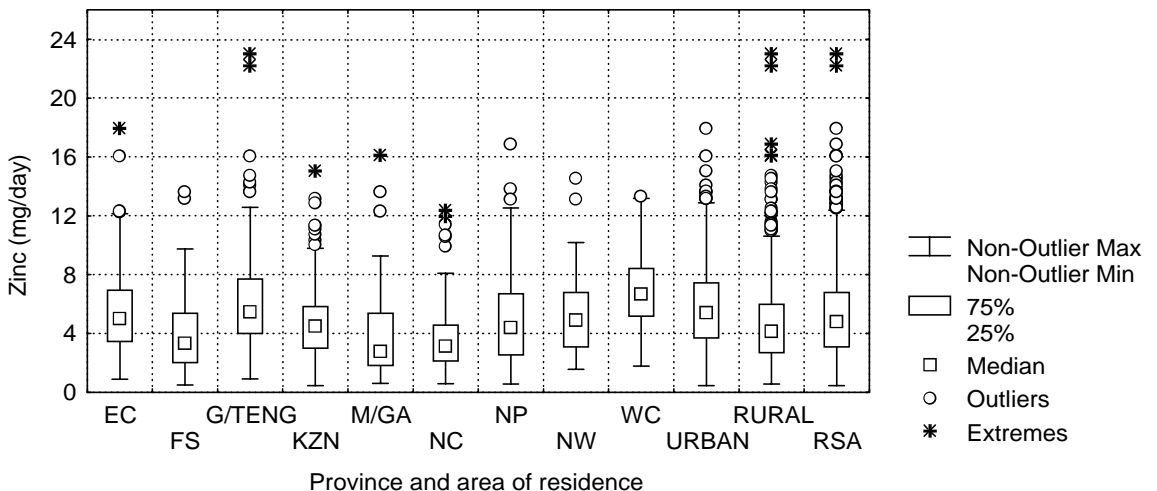


Figure A6.23 The median zinc intake of children aged 4 - 6 years by province and area of residence as determined by the QFFQ: South Africa 1999*

*This figure must be interpreted in conjunction with Figure 6.23 in Chapter 6 and Figure A5.23 in the Appendix

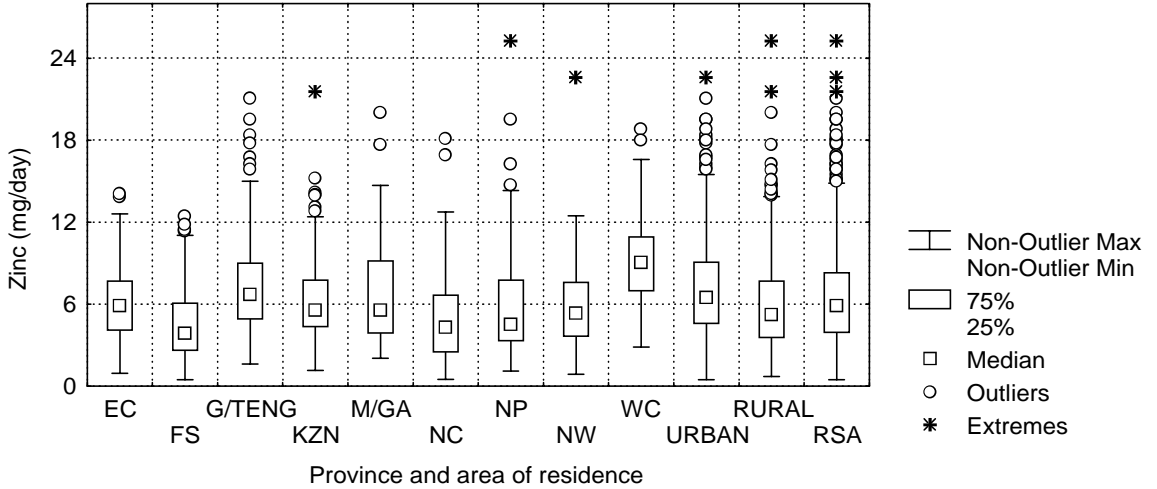


Figure A6.24 The median zinc intake of children aged 7 - 9 years by province and area of residence as determined by the QFFQ: South Africa 1999*

*This figure must be interpreted in conjunction with Figure 6.24 in Chapter 6 and Figure A5.24 in the Appendix

