




DACST Innovation Fund Project  
Violence & Injury Surveillance for  
Violence Prevention

Substance abuse in 3 cities  
1999



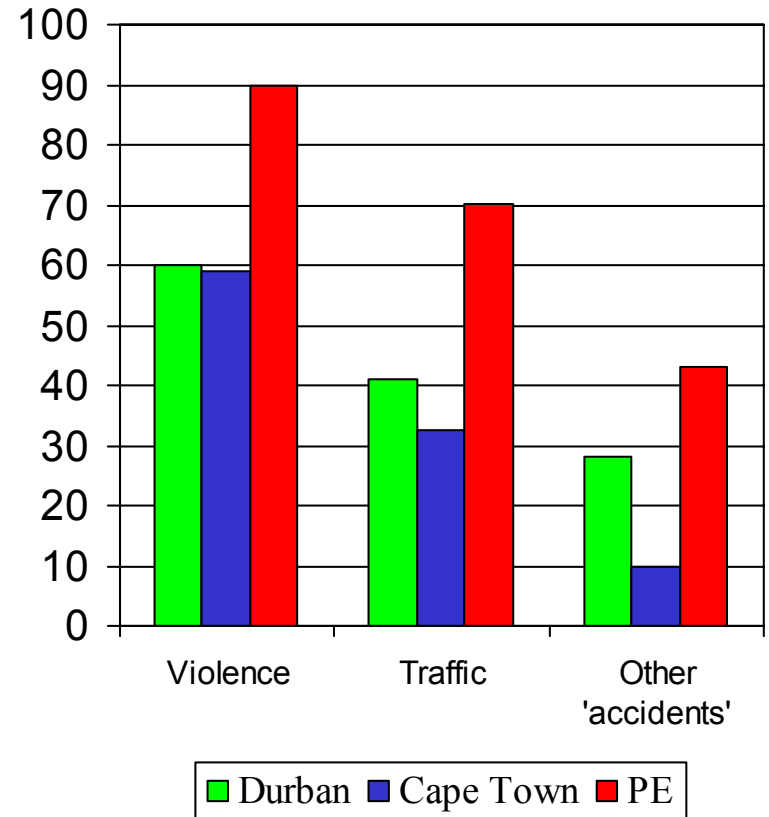
SACENDU report back 12/10/99

# SAMPLE SIZES : 1999

Cape Town		236
Durban		205
Port Elizabeth		311
	Total	752

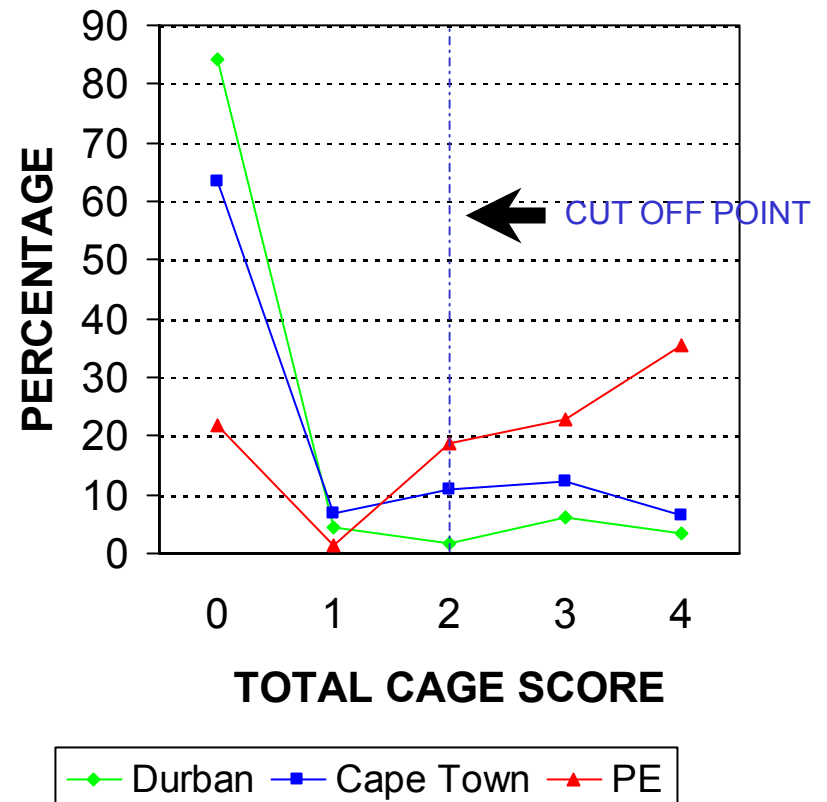
# ACUTE ALCOHOL-RELATEDNESS

- Pts in CT and PE were forthcoming about alcohol drinking, not so in Durban
- On average 58% alcohol positive
- Mean alcohol level = 0.1 g/100ml
- 71% of violence is alcohol-related
- 50% of traffic collisions are alcohol-related
- 28% of accidents are alcohol-related



# CHRONIC ALCOHOL ABUSE

- CAGE used
- 2 taken as the cutoff for chronic alcohol abuse
- about one-third scored 2+ in Cape Town but only 12% of patients in Durban
- three-quarters of the trauma patients could be classified as alcohol dependant in Port Elizabeth



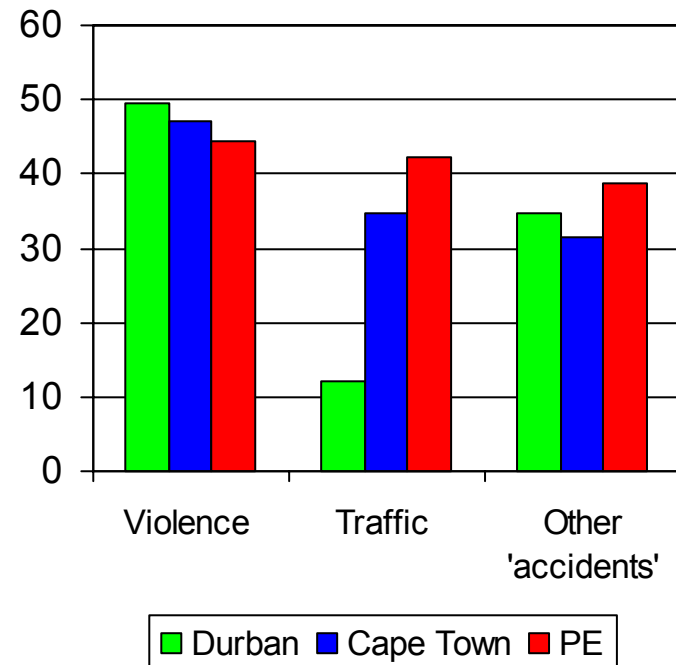
# DRUGS ABUSED BY TRAUMA PATIENTS

	Cape Town	Durban	PE
THC	33%	34.2%	42.7%
Mandrax	22%	11.4%	13.2%
Cocaine	3%	2.5%	0
Opiates	7%	4.4%	0
Methamphetamine	0	0.6%	0
Amphetamine	0	0	0
White Pipe	21%	10.2%	13.2%

# ILLICIT DRUG USE : INTER-CITY DIFFERENCES

Used drugs prior to injury:

- 47% of violence patients
- one-third of traffic patients
- 35% of accident patients



# SUBSTANCE ABUSE IN TRAUMA

